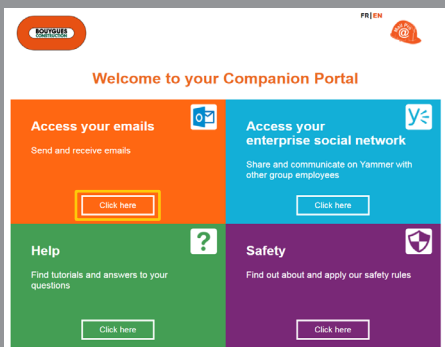


How to access Mail Pro on your PC

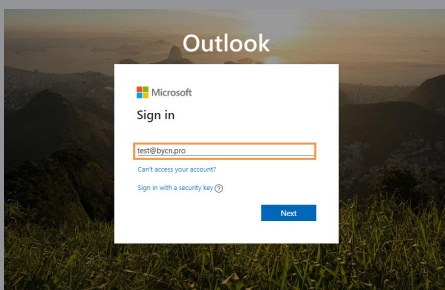
1

Go to www.bycn.pro then click on **Access your mails**



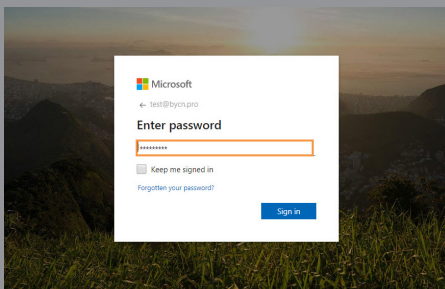
2

Enter your email address



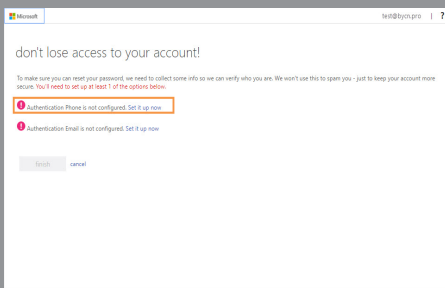
3

Enter your password



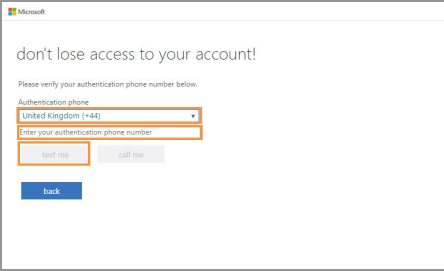
4

On **Authentication Phone is not configured**, Tap **Set it up now**.



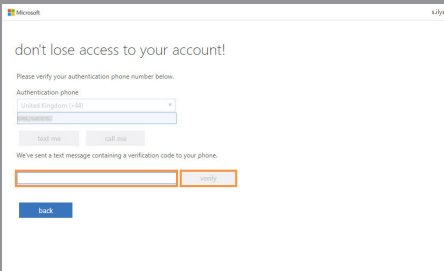
5

Select a **Country**
: United Kingdom
(+44) or other
country code
Enter your **mobile
phone number**
Click on **Text me**



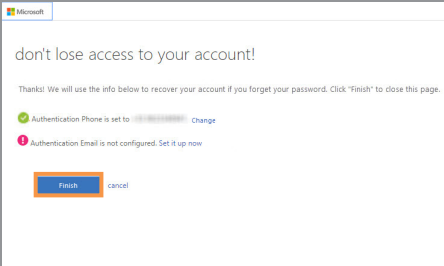
6

Enter the
verification code
received on your
mobile phone.
Click on **verify**



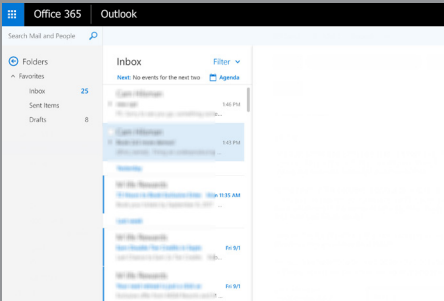
7

Click on
Finish



8

End



Congratulations! Your business email account has been set up! Don't waste any time: see what's waiting for you in your new Mail Pro inbox